

Right-angled push-pull plug

Size: 2, IP68, Keying: 0, Number of contacts: 10, Crimp, Contact type: Pins, Signal



Basic information

Part number	W12K0C-P10PJG0-9000
Category	Connector
Type of connector	Right-angled plug
Assembly situation	Right angled
Size	2

Contact insert description

Transmission type	Signal
Number of contacts	10
Contact type	Pins
Contact diameter	0.9 mm
Termination type	Crimp
Wire cross section AWG	AWG 22 – 26

Reverse gender on request

Crimp contacts

Please refer to the installed contacts for the correct crimp settings and the tools to be used.

[185.444.000.207.000](https://www.odu.com/185.444.000.207.000)

Technical information

Max. current single contact	7.5 A	IEC 60512-5-2:2002 (DIN EN 60512-5-2:2003)
Max. current insert	4.125	VDE 0298-4:2003
Test voltage	1.5 kV AC	SAE AS 13441:1998 method 3001.1
Max. creepage distance (contact to contact)	1 mm (Contact to housing)	
Max. creepage distance (contact to housing)	0.9 mm (Contact to housing)	
Max. clearance distance (contact to contact)	1.0 mm (Contact to contact)	
Max. clearance distance (contact to housing)	0.9 mm (Contact to housing)	

All shown connectors are rated to a safety extra low voltage (SELV) of less than 50 V AC / 75 V DC, according to IEC 61140:2016 (VDE 0140-1:2016) Protection against electric shock - Common aspects for installation and equipment. In case other standards rule a specific use of the connector, the application specific safety criteria shall be considered first. In this context, lower voltage ratings may be valid. Warning: Danger to life for operating voltages above 50 V AC / 120 V DC!

Cable description

Cable outlet	Back nut
Min. cable diameter	8.5
Max. cable diameter	9

Mechanical and environmental data

Locking principle	Push-Pull
Mating cycles	5000
IP class	IP68
Max. operating temperature	120 °C
Min. operating temperature	-40 °C

*IP protection class refers to mated condition

Material and surface treatments

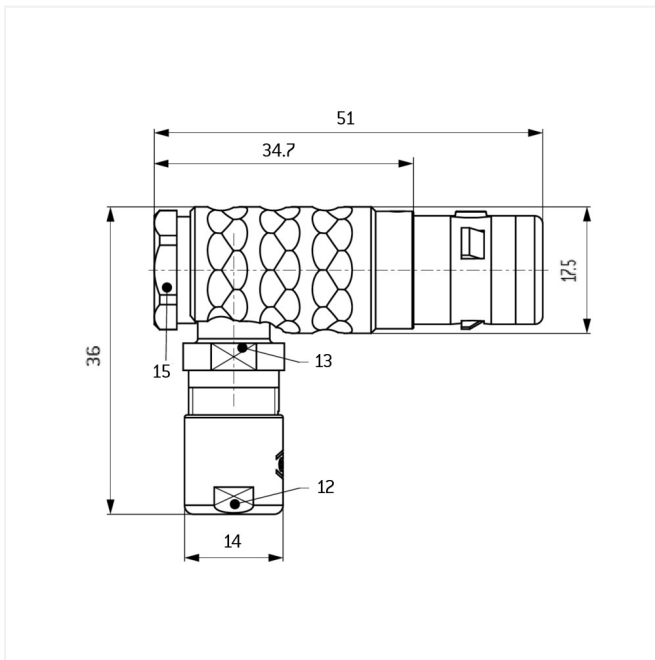
Material	Cu-alloy with matt chrome finish
Insulator material	PEEK
Contact material	Cu-alloy with gold finish

ODU MEDI-SNAP® and MINI-SNAP® are UL-approved (E110586).

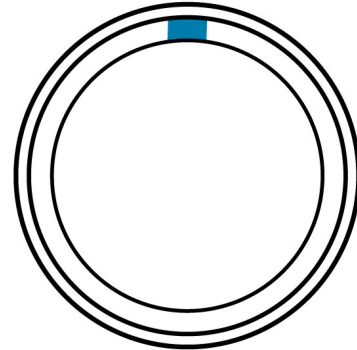
ODU reserves the right to make changes based on the current state of knowledge without prior notice without being obliged to provide replacement deliveries or refinements of older designs.

All shown connectors are defined without breaking capacity (COC) according to IEC 61984:2008 (VDE 0627:2009).

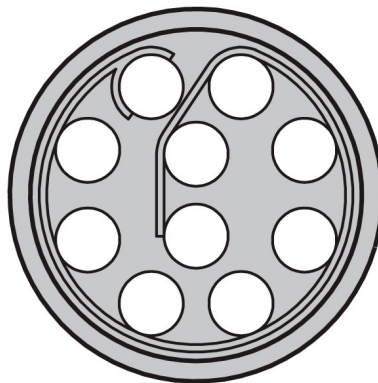
Graphics and technical drawings



CODING: 0°



POSITIONS: 10 Positions



Further technical information and downloads

[3D-File \[STP File\]](#)

[Assembly Instruction](#)

[Technical specifications](#)