

Straight push-pull plug for bend relief

Size: 3, IP68, Keying: 0, Number of contacts: 4, Solder cup, Contact type: Pins, Signal



Basic information

| | |
|--------------------|---------------------|
| Part number | S23K0C-P04MTQ0-020S |
| Category | Connector |
| Type of connector | Plug |
| Assembly situation | Straight |
| Size | 3 |

Contact insert description

| | |
|------------------------|------------|
| Transmission type | Signal |
| Number of contacts | 4 |
| Contact type | Pins |
| Contact diameter | 2 mm |
| Termination type | Solder cup |
| Termination diameter | 1.85 mm |
| Wire cross section AWG | AWG 16 |

Reverse gender on request

Technical information

| | | |
|--|-----------------------------|--|
| Max. current single contact | 18 A | IEC 60512-5-2:2002 (DIN EN 60512-5-2:2003) |
| Max. current insert | 18 | VDE 0298-4:2003 |
| Test voltage | 1.65 kV AC | SAE AS 13441:1998 method 3001.1 |
| Max. creepage distance (contact to contact) | 1.6 mm (Contact to housing) | |
| Max. creepage distance (contact to housing) | 1.1 mm (Contact to housing) | |
| Max. clearance distance (contact to contact) | 1.6 mm (Contact to contact) | |
| Max. clearance distance (contact to housing) | 1.1 mm (Contact to housing) | |

All shown connectors are rated to a safety extra low voltage (SELV) of less than 50 V AC / 75 V DC, according to IEC 61140:2016 (VDE 0140-1:2016) Protection against electric shock - Common aspects for installation and equipment. In case other standards rule a specific use of the connector, the application specific safety criteria shall be considered first. In this context, lower voltage ratings may be valid. Warning: Danger to life for operating voltages above 50 V AC / 120 V DC!

Cable description

| | |
|----------------------------|-------------------|
| Cable outlet | Cable bend relief |
| Min. cable diameter | 10 |
| Max. cable diameter | 10.5 |

Mechanical and environmental data

| | |
|-----------------------------------|-----------|
| Locking principle | Push-Pull |
| Mating cycles | 5.000 |
| IP class | IP68 |
| Max. operating temperature | 120 °C |
| Min. operating temperature | -40 °C |
| Weight | 61.8 g |

*IP protection class refers to mated condition

Material and surface treatments

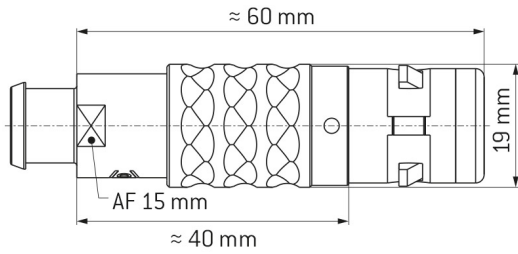
| | |
|---------------------------|----------------------------------|
| Material | Cu-alloy with matt chrome finish |
| Insulator material | PEEK |
| Contact material | Gold |

ODU MEDI-SNAP® and MINI-SNAP® are UL-approved (E110586).

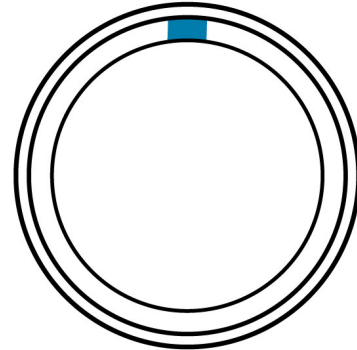
ODU reserves the right to make changes based on the current state of knowledge without prior notice without being obliged to provide replacement deliveries or refinements of older designs.

All shown connectors are defined without breaking capacity (COC) according to IEC 61984:2008 (VDE 0627:2009).

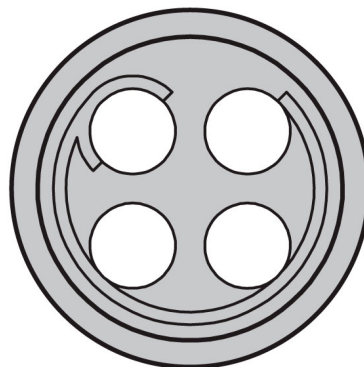
DIMENSIONS:



CODING: 0°



POSITIONS: 4 Positions



Further technical information and downloads

[3D-File \[STP File\]](#)

[Assembly Instruction](#)

[Technical specifications](#)