

## Receptacle with break-away and push-pull locking for front and rear panel mounting with cable outlet

Size: 1, IP50, Keying: 0, Number of contacts: 16, Solder cup, Contact type: Sockets, Signal



### Basic information

Part number	G51LOC-P16LCC0-0000
Category	Connector
Type of connector	Receptacle
Assembly situation	Front panel mounting, Rear panel mounting
Size	1

### Contact insert description

Transmission type	Signal
Number of contacts	16
Contact type	Sockets
Contact diameter	0.5 mm
Termination type	Solder cup
Termination diameter	0.45 mm
Wire cross section AWG	AWG 28

Reverse gender on request

### Technical information

Nominal current single contact	4 A	IEC 60512-5-2:2002 (DIN EN 60512-5-2:2003)
Max. current insert	2	VDE 0298-4:2003
Test voltage	0.9 kV AC	SAE AS 13441:1998 method 3001.1
Max. creepage distance (contact to contact)	0.4 mm (Contact to housing)	
Max. creepage distance (contact to housing)	0.9 mm (Contact to housing)	
Max. clearance distance (contact to contact)	0.4 mm (Contact to contact)	
Max. clearance distance (contact to housing)	0.9 mm (Contact to housing)	

All shown connectors are rated to a safety extra low voltage (SELV) of less than 50 V AC / 75 V DC, according to IEC 61140:2016 (VDE 0140-1:2016) Protection against electric shock - Common aspects for installation and equipment. In case other standards rule a specific use of the connector, the application specific safety criteria shall be considered first. In this context, lower voltage ratings may be valid. Warning: Danger to life for operating voltages above 50 V AC / 120 V DC!

## Mechanical and environmental data

<b>Locking principle</b>	Break-Away , Push-Pull
<b>Mating cycles</b>	5.000
<b>IP class</b>	IP50
<b>Max. operating temperature</b>	120 °C
<b>Min. operating temperature</b>	-40 °C
<b>Tightening torque</b>	2.5 Nm
<b>Weight</b>	10.28 g

\*mated & unmated condition

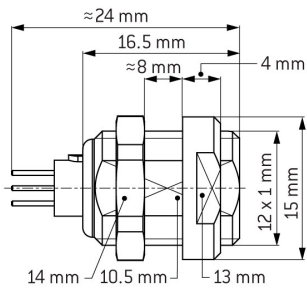
## Material and surface treatments

<b>Material</b>	Cu-alloy with matt chrome finish
<b>Insulator material</b>	PEEK
<b>Contact material</b>	Cu-alloy with gold finish

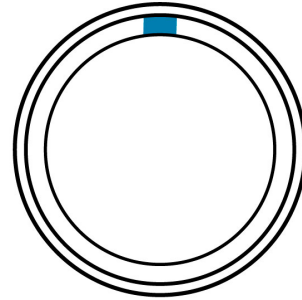
ODU reserves the right to make changes based on the current state of knowledge without prior notice without being obliged to provide replacement deliveries or refinements of older designs.

All shown connectors are defined without breaking capacity (COC) according to IEC 61984:2008 (VDE 0627:2009).

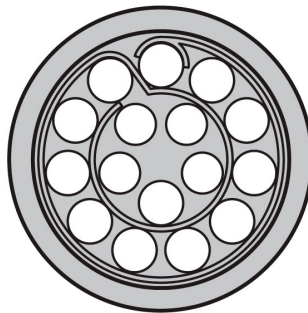
### DIMENSIONS



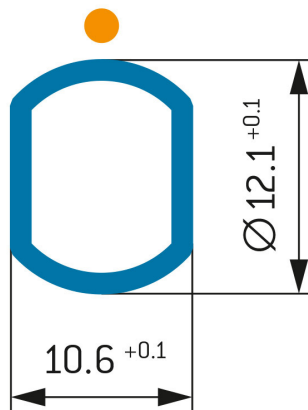
### CODING: 0°



### POSITIONS: 16 Positions



### PANEL CUT OUT:



## Further technical information and downloads

[3D-File \(STP File\)](#)

[Technical specifications](#)